



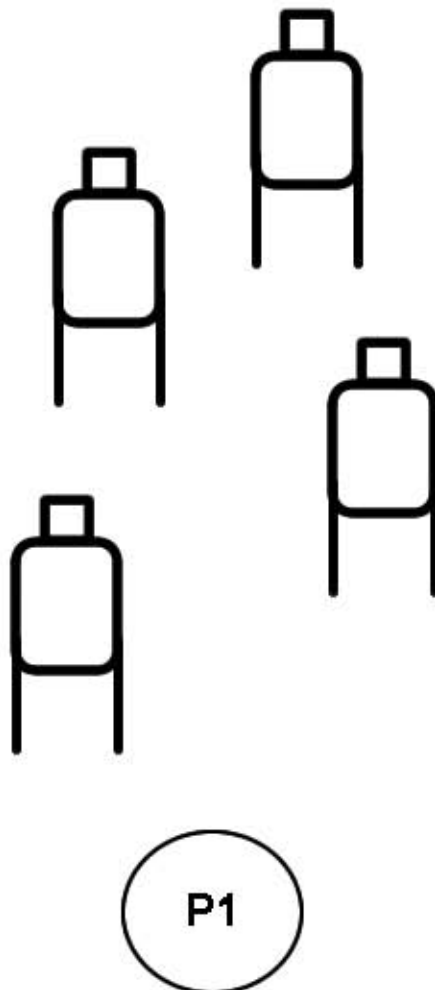
STAGE 1

START POSITION: Standing at P1. Handgun loaded to division capacity and holstered. Hands relaxed at side.


STAGE PROCEDURE: At the signal draw and engage T1-T4 with three rounds each in tactical priority.

SCORING: Vickers

CONCEALMENT: Required



STAGE 2



START POSITION: Standing at P1 behind wall. Handgun loaded to division capacity and holstered.


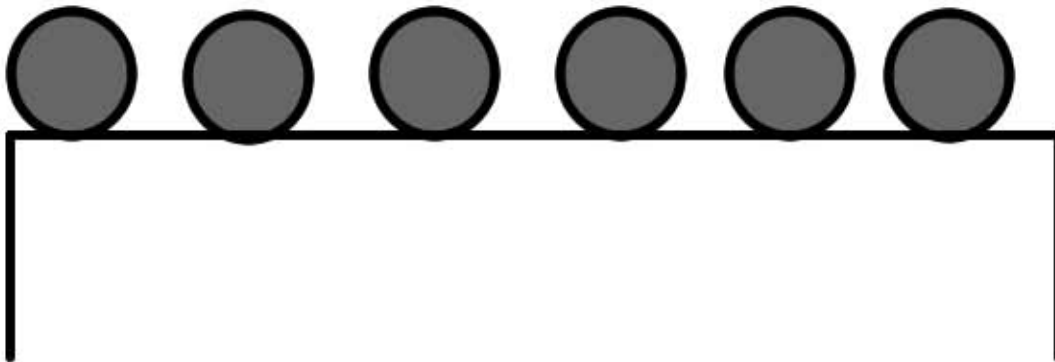
Hands relaxed at side.

STRING 1: At the signal draw and engage steel in tactical priority with six rounds only from the right side of the wall.

STRING 2: At the signal draw and engage steel in tactical priority with six rounds only from the left side of the wall.

SCORING: Limited Vickers

CONCEALMENT: Required



STAGE 3

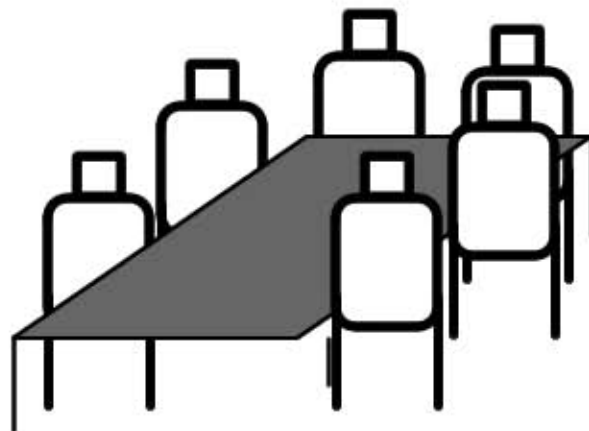


START POSITION: Seated at P1 at the table. Handgun loaded to division capacity and holstered. Both hands holding your cards.

STAGE PROCEDURE: At the signal draw and engage T1-T6 with two rounds each.

SCORING: Vickers

CONCEALMENT: Required



STAGE 4

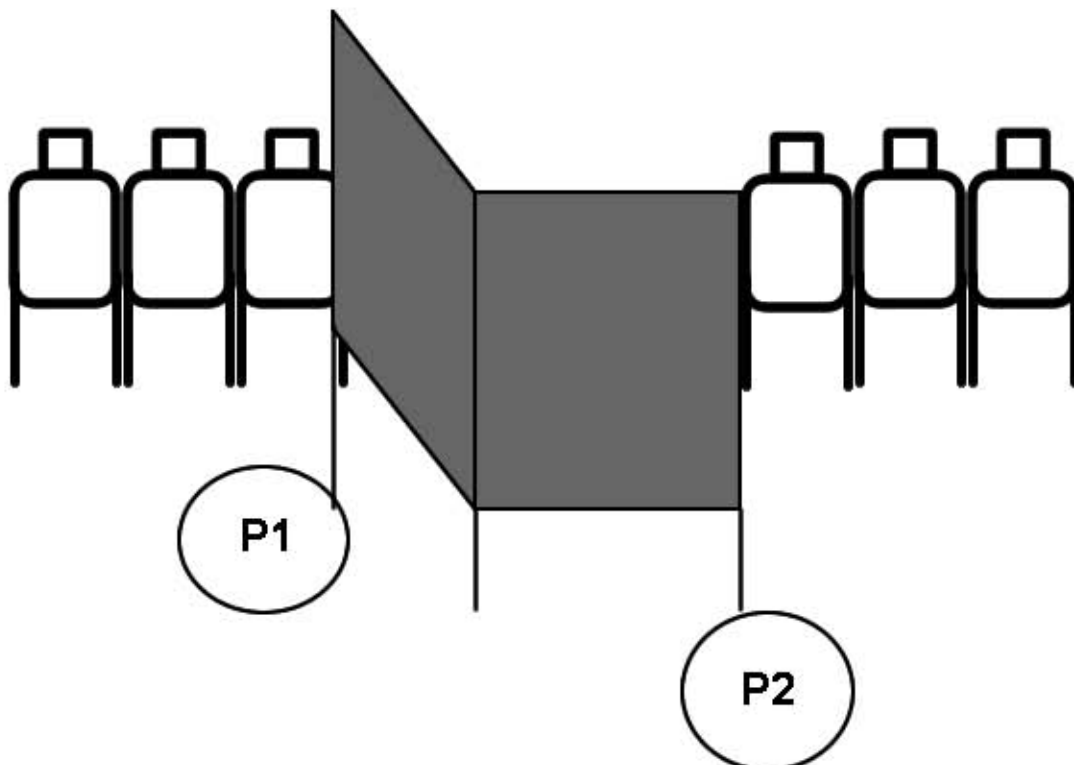


START POSITION: Standing at P1. Handgun loaded to division capacity and holstered. Hands relaxed at side.

STAGE PROCEDURE: At the signal draw and engage T1-T3 with two rounds each. Move to P2 and engage T4-T6 with two shots to the body and one shot to the head in tactical priority.

SCORING: Vickers

CONCEALMENT: Required



STAGE 5



START POSITION: Standing at P1 in front of T1 at arms length. Handgun loaded to division capacity and holstered. Hands relaxed at side.

STAGE PROCEDURE: At the signal draw and engage T1 with six rounds.

SCORING: Vickers

CONCEALMENT: Required



STAGE 6



START POSITION: Standing at P1. Handgun loaded to division capacity and holstered. Hands relaxed at side.

STAGE PROCEDURE: At the signal draw and engage T1-T3 with two rounds each while retreating.

SCORING: Vickers

CONCEALMENT: Required

